




# Myers Pool Operations and Fee Structure Proposal

Ray Coffey, Community Services Director

January 14, 2020



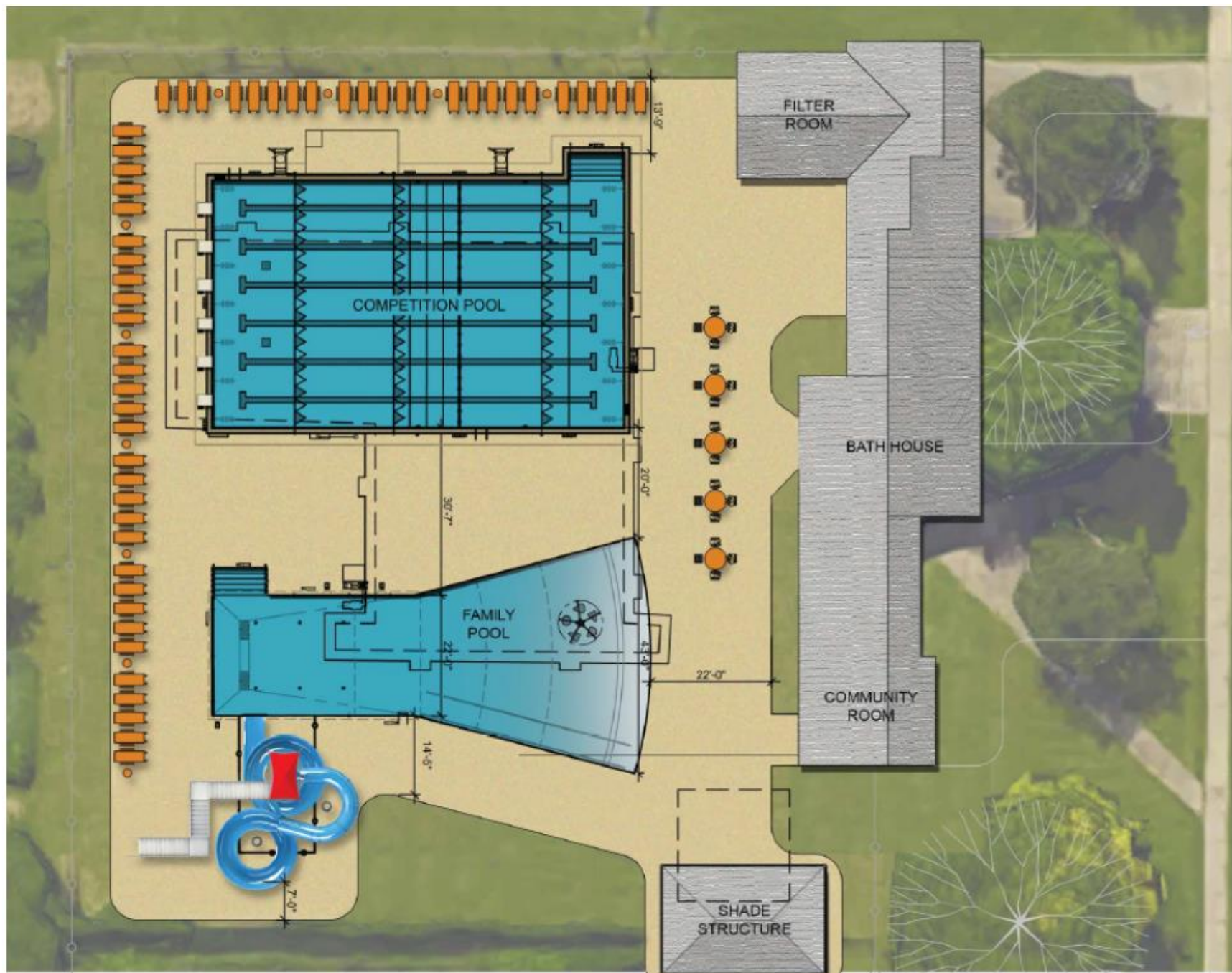


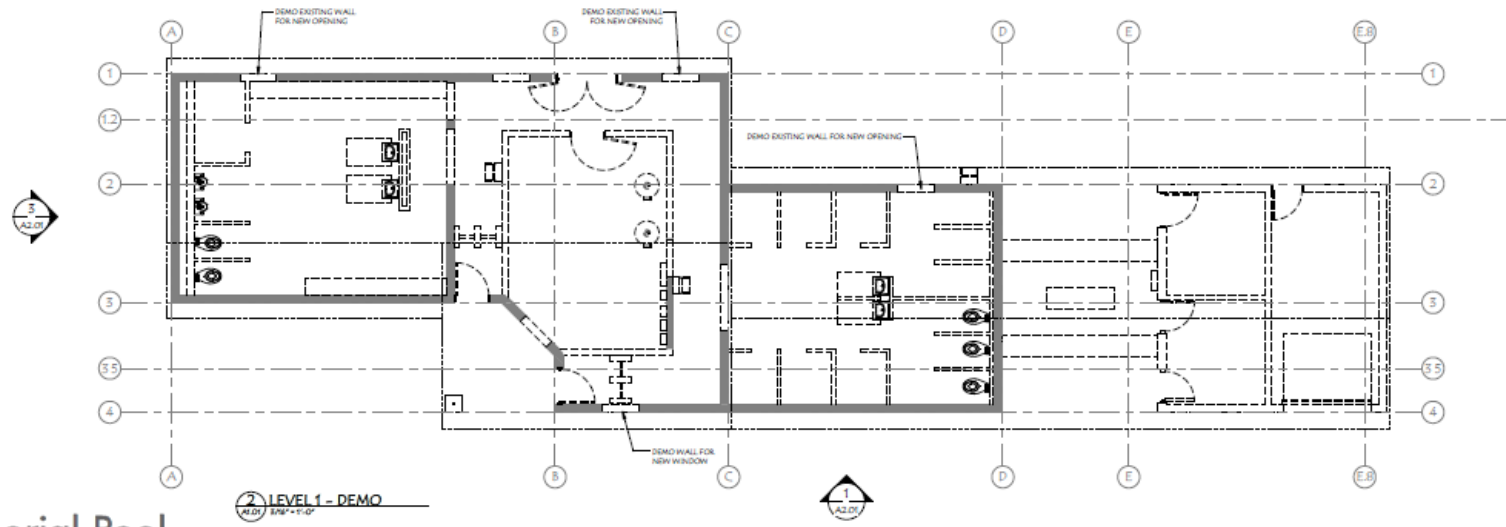
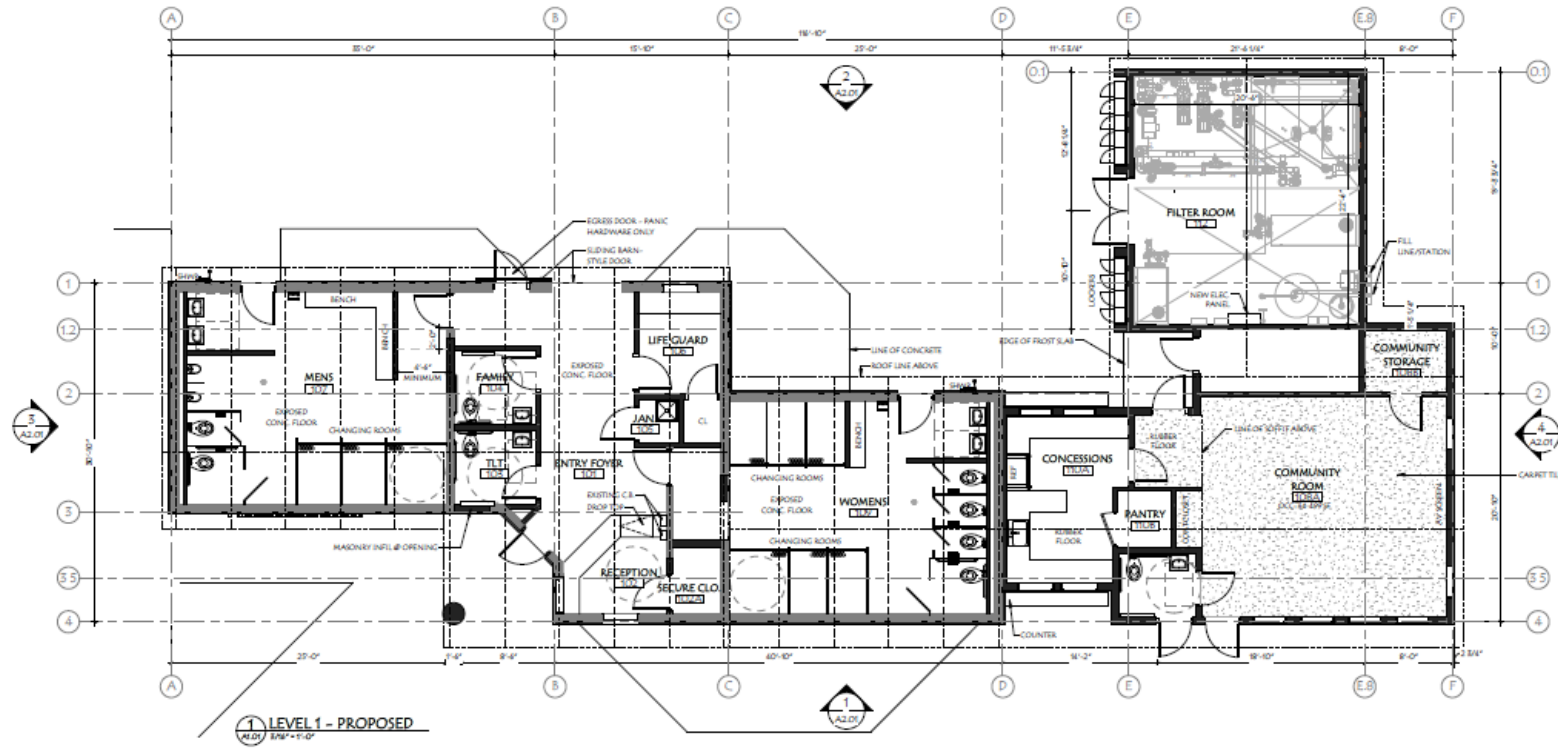
LOOKING TOWARD NORTH EAST

# MYERS MEMORIAL POOL RENOVATION

March 2018









# What is included in the FY21 proposal?

Total Community Services Budget: \$827,855.21

## **General Fund (76.5%): \$633,083.37**

- Net reduction of General Fund revenues for OCC Leases (for City-occupied spaces) of \$33,938.04
- We are proposing to eliminate the Library's "Rent" at the O'Brien Center given that the OCC is no longer operating as an Enterprise fund. This is a net neutral change, as it reduces OCC revenues (in the General Fund now) but also reduces General Fund expenses for Library rent.
- We are proposing to shift the Community Services Department offices from paying rent to the OCC (General Fund) to providing a "General Fund transfer", similar to how other Enterprise and Special Revenue budgets pay into the General Fund to support General Fund expenses that they use.
- The proposed operational budget for the Myers Memorial Pool adds an additional net expense of \$88,556.99 (\$54,569.00 in revenue - \$143,125.99 in expenses)

## **Other Funds (23.5%): \$194,771.84**

- Reduction of Lease expense for "Community Services" Special Revenue Fund

# General Fund



<b>General Fund - FY21 Proposed Budget</b>							
	FY19 Budget	FY19 Actual	FY20 Budget	FY20 Projected Year End	FY21 Proposed Budget	FY20 Budget to FY21 Proposed (% change)	% change associated with Myers Pool Operations
<b>Community Services</b>							
Salaries	\$ 280,212.91	\$ 282,067.17	\$ 297,081.62	\$ 359,389.79	\$ 342,682.61	15.3%	11.4%
Benefits	\$ 114,861.24	\$ 112,815.58	\$ 117,746.34	\$ 102,915.70	\$ 139,871.02	18.8%	14.4%
Office/General Supplies	\$ 9,348.00	\$ 9,729.66	\$ 9,373.00	\$ 9,373.00	\$ 10,993.00	17.3%	
Specialty Supplies	\$ 31,200.00	\$ 20,650.81	\$ 23,000.00	\$ 23,000.00	\$ 34,200.00	48.7%	48.7%
Utilities	\$ 500.00	\$ 778.01	\$ 500.00	\$ 500.00	\$ 15,541.74	3008.3%	3008.3%
Buildings	\$ 30,000.00	\$ 27,498.80	\$ 30,000.00	\$ 30,000.00	\$ 3,900.00	-87.0%	14.2%
Contracts/Prof. Services	\$ 17,865.00	\$ 16,381.68	\$ 19,065.00	\$ 19,065.00	\$ 77,795.00	308.1%	299.6%
Vehicles & Equip. Maint	\$ 6,100.00	\$ 2,164.50	\$ 4,100.00	\$ 4,100.00	\$ 8,100.00	97.6%	97.6%
Debt Service	\$ -	\$ -	\$ -	\$ -	\$ -		
Misc.	\$ -	\$ -	\$ -	\$ -	\$ -		
	\$ 490,087.15	\$ 472,086.21	\$ 500,865.96	\$ 548,343.49	\$ 633,083.37	26.4%	28.6%*

\*Non-Pool expenses reduced by 2.2% overall from FY20 to FY21 budget

# Myers Memorial Pool Operational Budget



Account	Budget Estimate ("Year 2") August 2018 (from 8/6/18 Public Hearing)	FY21 Proposed Budget December 2019	
Space Rentals	\$ 2,500.00	\$ 5,000.00	
Pool Fees	\$ 10,000.00	\$ 49,569.00	
TOTAL REVENUE	\$ 12,500.00	\$ 54,569.00	
100-7-51 POOL OPERATION			
100-7-51-110.00 Full Time Salary	\$ -	\$ 14,535.04	0.4 EO1 in Public Works
100-7-51-120.00 Part Time Salary	\$ 42,840.00	\$ 19,386.00	3 Seasonal Front Desk Staff (Lifeguards in 8/2018 Budget)
100-7-51-130.00 Overtime	\$ -	\$ -	
100-7-51-210.00 Health Insurance	\$ -	\$ 9,512.92	
100-7-51-210.01 Dental Insurance	\$ -	\$ 327.94	
100-7-51-210.02 Life Insurance	\$ -	\$ 29.65	
100-7-51-210.03 Disability Insurance	\$ -	\$ 169.05	
100-7-51-220.00 Fica-Medi Expense	\$ 3,277.26	\$ 2,594.96	
100-7-51-230.00 Retirement	\$ -	\$ 872.10	
100-7-51-250.00 Unemployment Ins	\$ 1,499.40	\$ 865.71	
100-7-51-260.00 Workers Comp Ins	\$ 2,527.56	\$ 2,515.88	
100-7-51-411.00 Water & Sewer	\$ 2,710.52	\$ 2,596.74	
100-7-51-421.00 Contractual Services	\$ -	\$ 57,105.00	Lifeguards
100-7-51-430.00 Building and Pool Maint/	\$ 3,978.00	\$ 3,900.00	Custodial
100-7-51-530.00 Telephone	\$ -	\$ 1,320.00	Not carried in original budget (\$80/mo internet, \$30/mo phone)
100-7-51-531.00 Postage	\$ -	\$ -	
100-7-51-580.00 Training and Travel	\$ -	\$ -	
100-7-51-610.00 General Supplies	\$ -	\$ -	
100-7-51-611.00 Chemical Supplies	\$ 11,424.00	\$ 11,200.00	
100-7-51-622.00 Electricity	\$ 8,216.10	\$ 8,055.00	
100-7-51-626.00 Gasoline	\$ 4,222.80	\$ 4,140.00	Natural Gas
100-7-51-670.00 Safety Equipment	\$ -	\$ -	
100-7-51-741.00 Equipment Replacement	\$ 4,000.00	\$ 4,000.00	
100-7-51-741.01 Equipment Small Tools	\$ -	\$ -	
100-7-51-990.00 Bond Payment	\$ -	\$ -	in Capital Budget
TOTAL EXPENSES	\$ 84,695.64	\$ 143,125.99	
REVENUE - EXPENSES	\$ (72,195.64)	\$ (88,556.99)	
Impact to Tax Rate (FY19 Tax Rate)	\$ 0.01433	0.01757	
Cost to a \$225,000 home	\$32.23	\$39.54	





# Proposed Myers Pool Operating Schedule

	Monday		Tuesday		Wednesday		Thursday		Friday		Saturday		Sunday	
	Program Pool	Lap Pool	Program Pool	Lap Pool	Program Pool	Lap Pool	Program Pool	Lap Pool	Program Pool	Lap Pool	Program Pool	Lap Pool	Program Pool	Lap Pool
7:00 AM		Lap Swim		Lap Swim Swim Team		Lap Swim		Lap Swim Swim Team		Lap Swim				
7:30 AM		Lap Swim		Lap Swim Swim Team		Lap Swim		Lap Swim Swim Team		Lap Swim				
8:00 AM		Lap Swim		Lap Swim Swim Team		Lap Swim		Lap Swim Swim Team		Lap Swim				
8:30 AM		Lap Swim		Lap Swim Swim Team		Lap Swim		Lap Swim Swim Team		Lap Swim				
9:00 AM	Camps	Swim Lessons	Camps	Swim Lessons	Camps	Swim Lessons	Camps	Swim Lessons	Camps	Swim Lessons	Events/Parties	Events/Parties	Events/Parties	Events/Parties
9:30 AM	Camps	Swim Lessons	Camps	Swim Lessons	Camps	Swim Lessons	Camps	Swim Lessons	Camps	Swim Lessons	Events/Parties	Events/Parties	Events/Parties	Events/Parties
10:00 AM	Camps	Swim Lessons	Camps	Swim Lessons	Camps	Swim Lessons	Camps	Swim Lessons	Camps	Swim Lessons	Events/Parties	Events/Parties	Events/Parties	Events/Parties
10:30 AM	Camps	Swim Lessons	Camps	Swim Lessons	Camps	Swim Lessons	Camps	Swim Lessons	Camps	Swim Lessons	Events/Parties	Events/Parties	Events/Parties	Events/Parties
11:00 AM	Camps	Swim Lessons	Camps	Swim Lessons	Camps	Swim Lessons	Camps	Swim Lessons	Camps	Swim Lessons	Open Swim	Open Swim	Open Swim	Open Swim
11:30 AM	Camps	Swim Lessons	Camps	Swim Lessons	Camps	Swim Lessons	Camps	Swim Lessons	Camps	Swim Lessons	Open Swim	Open Swim	Open Swim	Open Swim
12:00 PM	Open Swim	Open Swim	Open Swim	Open Swim	Open Swim	Open Swim	Open Swim	Open Swim	Open Swim	Open Swim	Open Swim	Open Swim	Open Swim	Open Swim
12:30 PM	Open Swim	Open Swim	Open Swim	Open Swim	Open Swim	Open Swim	Open Swim	Open Swim	Open Swim	Open Swim	Open Swim	Open Swim	Open Swim	Open Swim
1:00 PM	Open Swim	Open Swim	Open Swim	Open Swim	Open Swim	Open Swim	Open Swim	Open Swim	Open Swim	Open Swim	Open Swim	Open Swim	Open Swim	Open Swim
1:30 PM	Open Swim	Open Swim	Open Swim	Open Swim	Open Swim	Open Swim	Open Swim	Open Swim	Open Swim	Open Swim	Open Swim	Open Swim	Open Swim	Open Swim
2:00 PM	Open Swim	Open Swim	Open Swim	Open Swim	Open Swim	Open Swim	Open Swim	Open Swim	Open Swim	Open Swim	Open Swim	Open Swim	Open Swim	Open Swim
2:30 PM	Open Swim	Open Swim	Open Swim	Open Swim	Open Swim	Open Swim	Open Swim	Open Swim	Open Swim	Open Swim	Open Swim	Open Swim	Open Swim	Open Swim
3:00 PM	Open Swim	Open Swim	Open Swim	Open Swim	Open Swim	Open Swim	Open Swim	Open Swim	Open Swim	Open Swim	Open Swim	Open Swim	Open Swim	Open Swim
3:30 PM	Open Swim	Open Swim	Open Swim	Open Swim	Open Swim	Open Swim	Open Swim	Open Swim	Open Swim	Open Swim	Open Swim	Open Swim	Open Swim	Open Swim
4:00 PM	Open Swim	Open Swim	Open Swim	Open Swim	Open Swim	Open Swim	Open Swim	Open Swim	Open Swim	Open Swim	Open Swim	Open Swim	Open Swim	Open Swim
4:30 PM	Open Swim	Open Swim	Open Swim	Open Swim	Open Swim	Open Swim	Open Swim	Open Swim	Open Swim	Open Swim	Open Swim	Open Swim	Open Swim	Open Swim
5:00 PM		Swim Team	Open Swim	Open Swim		Swim Team	Open Swim	Open Swim Swim Lessons		Swim Team	Open Swim	Open Swim	Open Swim	Open Swim
5:30 PM		Swim Team	Open Swim	Open Swim		Swim Team	Open Swim	Open Swim Swim Lessons		Swim Team	Open Swim	Open Swim	Open Swim	Open Swim
6:00 PM		Swim Team	Open Swim	Open Swim		Swim Team	Open Swim	Open Swim Swim Lessons		Swim Team	Open Swim	Open Swim		
6:30 PM		Swim Team	Open Swim	Open Swim		Swim Team	Open Swim	Open Swim Swim Lessons		Swim Team	Open Swim	Open Swim		
7:00 PM			Open Swim	Open Swim			Open Swim	Open Swim Swim Lessons			Open Swim	Open Swim		
7:30 PM			Open Swim	Open Swim			Open Swim	Open Swim Swim Lessons			Open Swim	Open Swim		

- 29 additional hours of weekly service proposed (over historical schedule)
  - This requires an estimated 65.5 additional hours of lifeguard coverage each week (estimated at \$15/hour) for a total additional cost of \$11,790\*.

\*This number does not include potential revenue increases associated with the additional hours of operation.



# Proposed Myers Pool Fee Structure

<b>Projected Pool Fee Revenues</b>										
Year	<u>2011</u>	<u>2012</u>	<u>2013</u>	<u>2014</u>	<u>2015</u>	AVG	<u>Anticipated</u>		Proposed Cost	
Resident Family Season Pass		55	48	52	41	49	98		\$ 120.00 \$ 11,760.00	
Non Resident Family Season Pass		4	3	1	0	2	4		\$ 150.00 \$ 600.00	
Individual Pass		34	18	29	9	22.5	45			
		Assume 75% of users are youth								
		Assume 90% resident use (based on history)								
Adult Season Pass							5		\$ 60.00 \$ 300.00	
Non-Resident Adult Season Pass							1		\$ 75.00 \$ 75.00	
Youth Season Pass							30		\$ 45.00 \$ 1,350.00	
Non-Resident Youth Season Pass							4		\$ 56.00 \$ 224.00	
Senior Season Pass							4		\$ 45.00 \$ 180.00	
Non-Resident Senior Season Pass							1		\$ 56.00 \$ 56.00	
Swim Lessons	52	67	107	79	76	76.2	152		\$ 30.00 \$ 4,560.00	
Swim Team Members	37	62	53	40	51	48.6	97		\$ 20.00 \$ 1,940.00	
Swim Meet							1		\$ 300.00 \$ 300.00	
Average Daily Swimmers				75 (average)		75	150		\$ -	
				Assume half are season pass holders		37.5	75		\$ -	
				Assume 75% of users are youth		28.125	56.25		\$ -	
		Assume 90% resident use (based on history)								
								<u>Days/season</u>		
Adult Day Fee							13	84	\$ 6.00 \$ 6,552.00	
Non Resident Adult Day Fee							1	84	\$ 7.00 \$ 588.00	
Youth Day Fee							50	84	\$ 4.00 \$ 16,800.00	
Non Resident Youth Day Fee							6	84	\$ 5.00 \$ 2,520.00	
Senior Day Fee							4	84	\$ 4.00 \$ 1,344.00	
Non Resident Senior Day Fee							1	84	\$ 5.00 \$ 420.00	
									\$ -	
									TOTAL \$ 49,569.00	



**Thank You,  
Winooski!**